

WOOD CLESSIDRA ALL STYLE

8,0 KW

COLORS_



RED



TECHNOLOGY



ASH DRAWER



TOP MAJOLICA



FIREWALL



AIR



WOOD



WOOD BRIQUETS



NO FAN



LEGNA
BRICCHETTI
DI LEGNA

Potenza Nominale
Nominal Power
Nennleistung
Potencia Nominal
Puissance nominale

KW 8

Consumo a potenza nominale
Consumption at nominal power
Verbrauch nach Nennleistung
Consumo a potencia nominal
Consummation à la puissance nominale

KG 2,2

Rendimento
Efficiency
Puissance
Potencia
Gesamtausbeute

% 81
% 82

Tiraggio minimo canna fumaria
Chimney flow minimum draft
Schornstein MindestzUGdruck
Tiro minimo
Tirage minimum de la cheminée

Pa 12

Peso
Weight
Poids
Peso
Gewicht

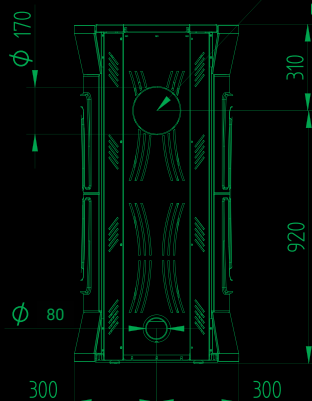


Kg 140

Uscita fumi
Chimney Output
Sortie conduit de cheminée
Salida conducto de humos
Rauchauslass

mm 150

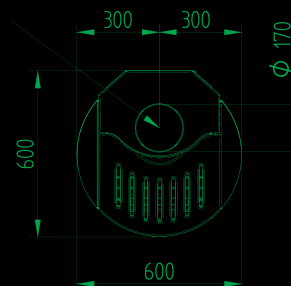
Ingresso aria
Air inlet
Entrée d'air
Entrada aire
Lufteinlass

mm 120



USCITA FUMI
POSTERIORE
da 150 mm

USCITA FUMI
SUPERIORE
da 150 mm



MORETTIDESIGN®